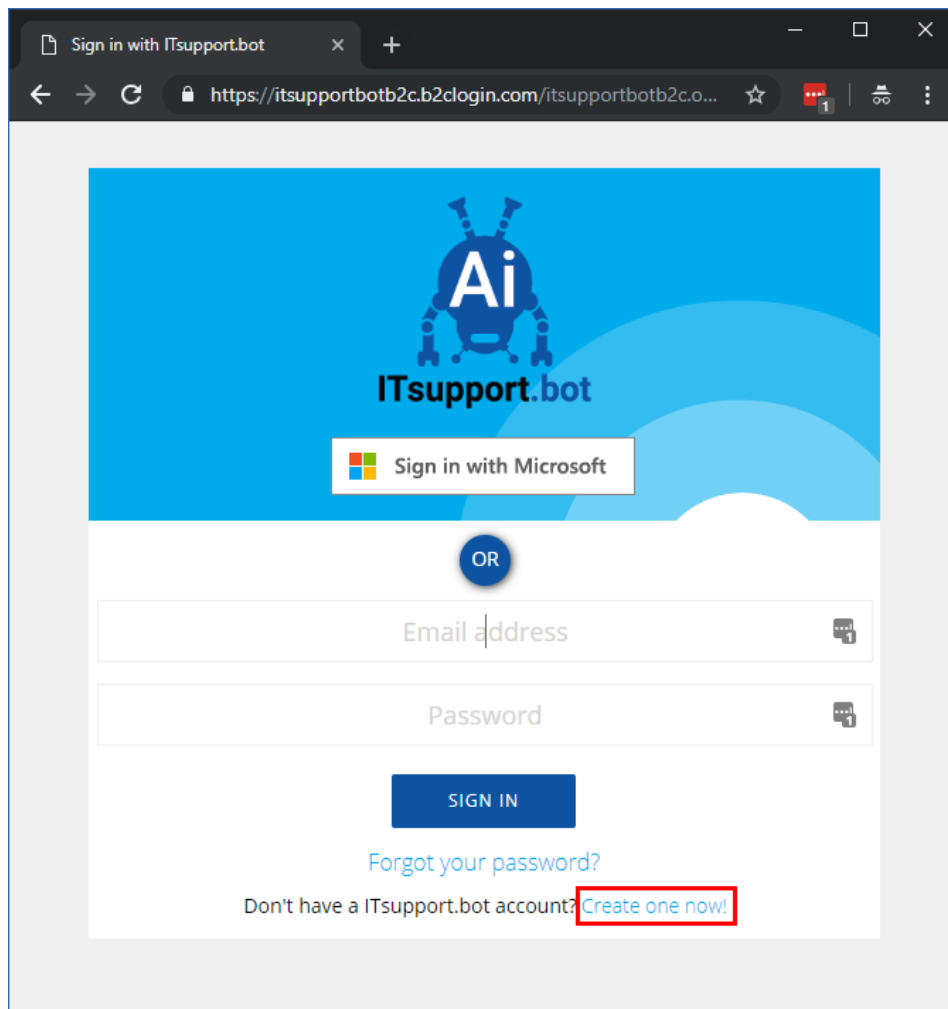


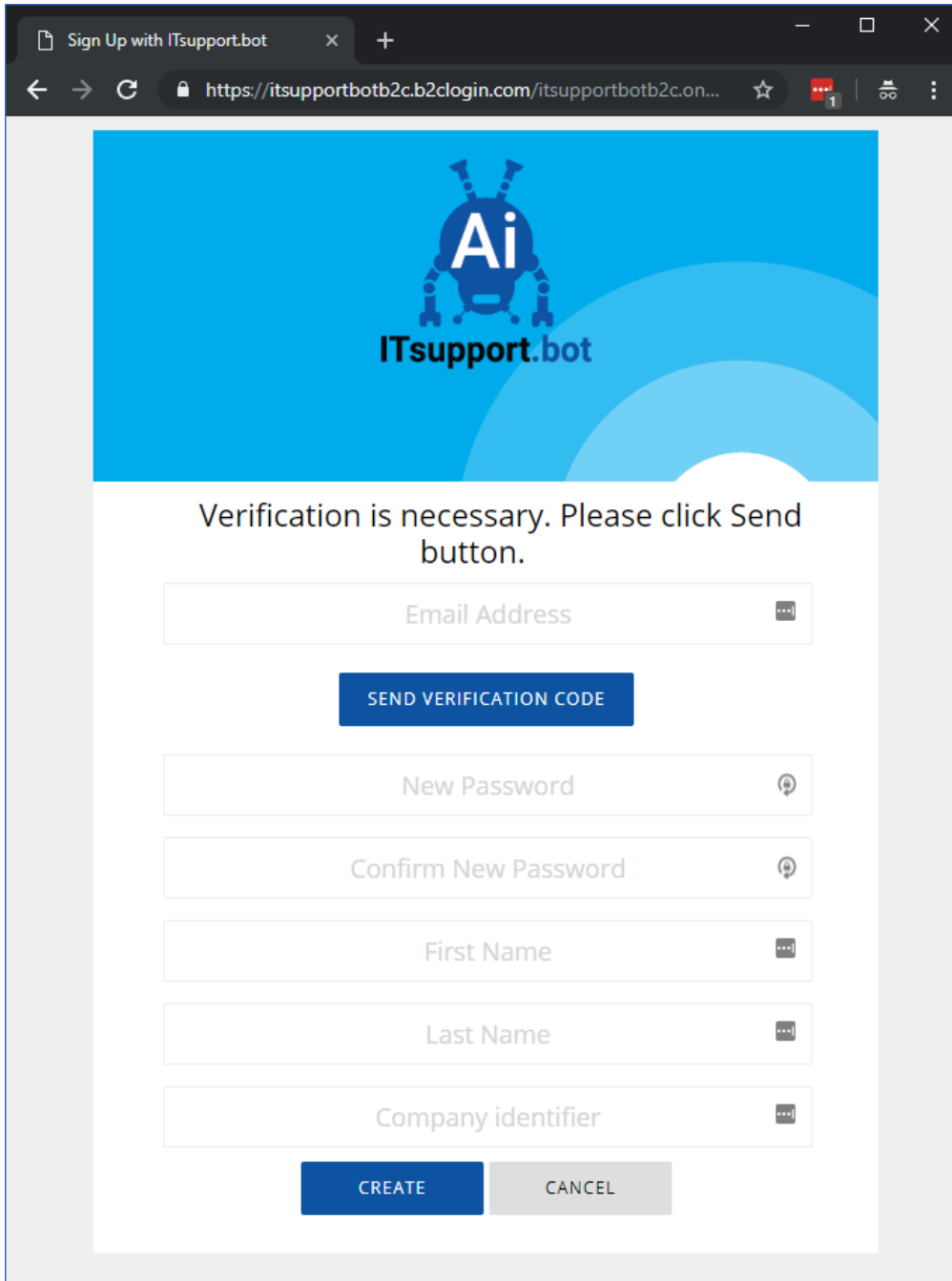
## **NEW POC USER SIGNUP INSTRUCTIONS:**

For organizations participating in our Proof of Concept program, here are the instructions to create a new user account associated with your organization.

1. Visit <https://otto.itsupport.bot>.
2. Click on *Create one now!*

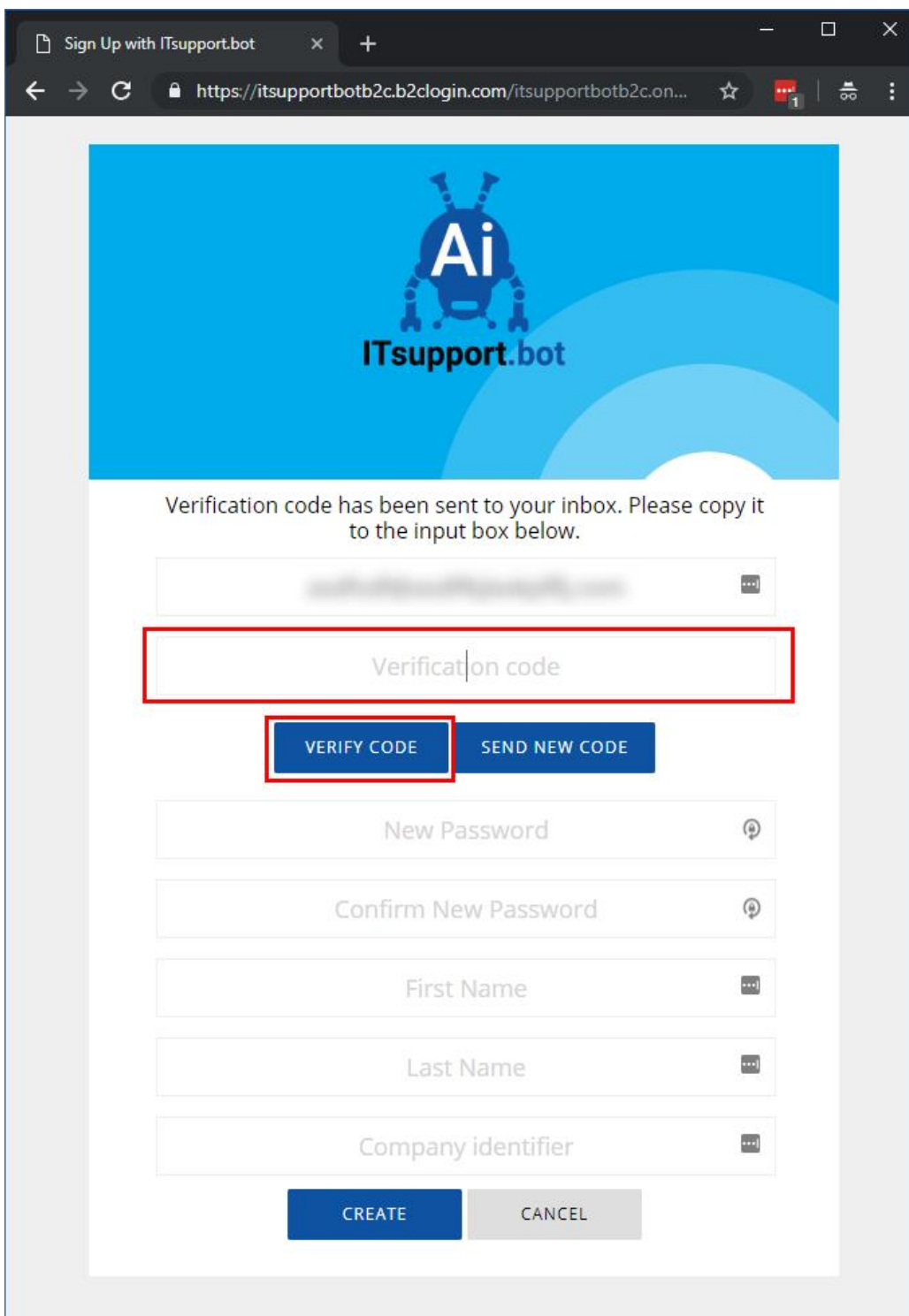


3. Type in your work Email Address and click *Send Verification Code*.



The screenshot shows a web browser window with the URL <https://itsupportbotb2c.b2clogin.com/itsupportbotb2c.on...>. The page features the ITsupport.bot logo at the top, which consists of a blue robot head with 'Ai' inside and 'ITsupport.bot' below it. The main content area has a white background with a blue header. The text reads: "Verification is necessary. Please click Send button." Below this is a form with several input fields: "Email Address", "New Password", "Confirm New Password", "First Name", "Last Name", and "Company identifier". Each field has a small icon on the right side. A blue button labeled "SEND VERIFICATION CODE" is positioned below the "Email Address" field. At the bottom of the form are two buttons: "CREATE" (blue) and "CANCEL" (grey).

4. You will receive a 6-digit verification code to validate your ownership of this email address. Please type the code the box shown and select *Verify Code*.



Sign Up with ITsupport.bot

https://itsupportbotb2c.b2clogin.com/itsupportbotb2c.on...

**Ai**  
**ITsupport.bot**

Verification code has been sent to your inbox. Please copy it to the input box below.

[Blurred Email Address]

Verification code

VERIFY CODE SEND NEW CODE

New Password

Confirm New Password

First Name

Last Name

Company identifier

CREATE CANCEL

5. Create a unique strong password and confirm it.
6. Fill in your First Name and Last Name.
7. IMPORTANT: For *Company identifier*, please use the unique identifier provided to your organization from us.
8. We will be notified of your request to associate with the specified company and it will require our approval before you can begin working with Otto.
9. Once you receive confirmation that your signup has been accepted, please refresh your browser or visit <https://otto.itsupport.bot>.